



Kentucky High School Athletic Association

2280 Executive Drive ° Lexington, KY 40505 ° www.khsaa.org ° (859)299-5472 (859)293-5999 (fax)

MEMORANDUM

To: Superintendent, Principal, and Athletic Director
Livingston Central High School

From: Brigid L. DeVries, Commissioner
Larry Boucher, Assistant Commissioner *LB*


Date: June 10, 2004

Subject: 2003-2004 Title IX Annual Report Forms Submission

Enclosed please find a copy of Form T-65, The 2003-2004 Title IX Annual Report Forms Checklist. In addition, you may find an attachment with corrected copies of the forms submitted by your school personnel. Please review this information so the forms can be completed accurately in the future.

Also, KHSAA Audit Staff may have requested a re-submission of some of the 2003-2004 Annual Report Forms or need additional information on your athletic programs. Please submit this information by the date requested if this is applicable. Copies and all KHSAA Title IX documents must be kept current and included in your permanent Title IX File at the school. All documents are subject to Open Records Requests.

Should you need any further information, please do not hesitate to call anytime.



MEMORANDUM

TO: KHSAA Member School Superintendents, Principals, and Athletic Directors

FROM: Brigid L. DeVries, Commissioner
Larry Boucher, Assistant Commissioner

DATE: June 9, 2004

RE: 2004 Title IX Forms Submission

School	Livingston Central High School	Reviewed by	Fran Edwards
--------	--------------------------------	-------------	--------------

The following is a status report regarding the required 2003 - 2004 Title IX submission of forms due in to the KHSAA office by April 15, 2004. Appropriate audit personnel have reviewed these forms and the following is a summary of this review.

I. Checklist of Forms properly submitted in a satisfactory manner:

✓	GE 19 (Annual Verification)	✓	T-36 (Budget Expenses)
✓	T-1 (Summary Program Chart 1)	✓	T-41 (Checklist – Overall Interscholastic Program)
✓	T-2 (Summary Program Chart 2)	✓	T-60 (Corrective Action Plan)
✓	T-3 (Summary Program Chart 3)	✓	T-63 (Interscholastic Survey Results))
✓	T-4 (Summary Program Chart 4)	✓	T-68 (Five Year Summary)
✓	T-35 (Budget Expenses)		

II. Status

A.	✓	2003 – 2004 Forms are satisfactory and no further information or action is necessary at this time.
B.		Errors have been noted with respect to the following forms:
C.		The following forms were omitted and must be submitted by school representatives:
D.	✓	<p>Other Recommendation and Comments:</p> <ul style="list-style-type: none"> ▪ The information included in the Annual Report indicates that, at this time, Livingston Central is not compliant in the Opportunities component of Title IX. This should be reflected on Form T-41, the Checklist of the Overall Interscholastic Program. ▪ The addition of volleyball for the 2004 season should assist the school in their efforts to attain compliance and increase options for female participants.



**2003-2004 KENTUCKY HIGH SCHOOL ATHLETIC ASSOCIATION
ANNUAL VERIFICATION OF TITLE IX PROCEDURES**
(To be submitted by April 15, 2004 along with other required forms)

APR 23 2004 The Livingston Central High School, Smithland, Kentucky
(Name of High School) (City)

certifies to the Kentucky High School Athletic Association that the following is an accurate and true representation of the facts surrounding compliance with 20 U.S.C. Sections 1681-1688, et. Seq. (also known as Title IX)

I certify the following provisions in accordance with records at the school contained in the permanent Title IX file, and to the best of my knowledge have completed the following tasks. (All boxes must be checked)

Established a gender equity committee at the high school. (list committee personnel and provide attachment if necessary)

Name	Address	Phone	Title
Mike Riley	108 Oaklawn St. Salem KY	42078 988-3972	Principal
Darryl Chittenden	108 Montevista Drive Salem KY	988-2884	Asst. Principal/AD
Mike Johnson	271 Friedman Ave Paducah, KY	575-9744	Teacher/AD
Scott Gray	1272 Coon Chapel Rd. Smithland KY	42081 928-2243	Counselor
Kris Simmons	PO Box 15 Smithland KY	42081 928-3892	Teacher/Coach
Brent Buchanan	718 Willow Pond Rd Grand Rivers KY	42081 928-3104	Teacher/Coach
Michelle Hunter	83 Buck Lane Benton, KY	42025 898-6379	Teacher/Coach

* see following page for complete list of Title IX Committee.

Scheduled a minimum of three meetings during the 2003-2004 school year on the following dates:

Monday, Sept. 08, 2003 Wed. Nov. 12, 2003
Tuesday, Mar. 09, 2004

Designated the following person(s) as the Title IX coordinator for the school:

Darryl Chittenden Assistant Principal/AD 108 Montevista Dr 270-988-
Name Title Address Salem KY Phone 2884
42078

School personnel are continuing to make periodic reviews of the boys and girls athletics program reflected in the Corrective Action Plan.

In addition to the above information, the above referenced school maintains a complete permanent file relative to Title IX records including copies of the self-assessment audit, all corrective action plans, and other related materials.

Mike Riley
Principal's Signature
Harvey Joy
Superintendent Signature

April 14 2004
Date

Anthony Lasher
School Board Chairpersons' Signature

(Send original copy to KHSAA - Maintain duplicate in Title IX school folder)

Livingston Central Title IX Committee
2003-2004

<u>Name</u>	<u>Address</u>	<u>Phone</u>	<u>Title</u>
Mike Riley	108 Oaklawn Street Salem, KY 42078	270-988-3972	Principal
Darryl Chittenden	108 Montevista Drive Salem, KY 42078	270-988-2884	Asst. Principal
Mike Johnson	271 Friedman Ave. Paducah, KY 42001	270-575-9744	AD/Teacher/Coach
Scott Gray	1272 Coon Chapel Rd. Smithland, KY 42081	270-928-2243	Counselor
Kris Simmons	PO Box 15 Smithland, KY 42081	270-928-3892	Teacher/Coach
Brent Buchanan	718 Willow Pond Drive Smithland, KY 42081	270-928-3104	Teacher/Coach
Michelle Hunter	83 Buck Lane Benton, KY 42025	270-898-6379	Teacher/Coach
Theresa Lang	784 Berger Road Paducah, KY 42003	270-444-6797	Teacher/Coach
Mitzi Joiner	994 US Hwy 60 Smithland, KY 42081	270-928-4665	Parent/ Secretary
Jennifer Marshall	714 Marshall Dr. Grand Rivers, KY 42045	270-362-8109	Teacher/Coach
Sunni McGregor	915 Bizzel Bluff Road Burna, KY 42028		Student/Athlete
Jeremy Tinsley	PO Box 502 Salem, KY 42078		Student/Athlete

2003-2004
ACCOMMODATION OF INTERESTS AND ABILITIES
SUMMARY PROGRAM CHART 1

KHSAA
 Form T1
 Rev. 8/03

Participation Opportunities Test One

		(Column 1)	(Column 2)	(Column 3)	(Column 4)
	Program	Enrollment	Percentage of Total Enrollment	Number of Interscholastic Participants (double and triple count)	Percentage of Total Participation
Row 1	GIRLS	184	49%	61	41.2%
Row 2	BOYS	192	51%	87	58.8%
Row 3	Totals	376	100%	148	100%

Instructions:

*Number of 8th grade students & below used in Column 3 and Column 4 calculations if applicable: 12

- 1) Determine the total number of girls enrolled, (place in Row 1, Column 1). Determine the total number of boys enrolled, (place in Row 2, Column 1).
- 2) Add the total number of girls and boys enrolled to determine total enrollment, (place in Row 3, Column 1).
- 3) Calculate the percentage of total enrollment that is female. (Divide Row 1, Column 1 by row 3, Column 1 and place in Row 1, Column 2.) Calculate the percentage of total enrollment that is male. (Divide Row 2, Column 1 by Row 3, Column 1 and place in Row 2, Column 2.) Note: Row 1, Column 2 plus Row 2, Column 2 should total 100%.
- 4) Ask the head coaches to review the most updated eligibility or squad lists for their teams. Ask coaches to confirm the names of those individuals who are on the team as of the first **date of competition**, and cross out the names of those who were cut from the team or quit the team prior to the first competitive event. Determine the total number of interscholastic athletics participants that are girls, (and place in Row 1, Column 3). In order to determine the total number of athletics participants, an individual should be counted each time he or she participates on a team. For example, if Jane Doe competes on the varsity volleyball team, the junior varsity volleyball team, the junior varsity basketball team, and the varsity softball team, she should be counted as four participants (**do not include club or intramural sports participants, cheerleaders, dance teams, or pom squads**). Calculate the same way for boys and girls. * In addition, should 8th grade students and below play on a Freshman, Junior Varsity, or Varsity team, they should also be counted for each team and sport on which they participate. If applicable, please asterisk the above notation as to how many 8th grade students & below are included in the totals. Using the same procedure, determine the total number of interscholastic athletic participants that are boys, (and place in Row 2, Column 3). Add Row 1, Column 3 plus Row 2, Column 3 to get total participants and place in Row 3, Column 3.
- 5) Calculate the percentage of female participation. (Row 1, Column 3 divided by Row 3, Column 3 and place in Row 1, Column 4.) Calculate the percentage of male participation. (Row 2, Column 3 divided by Row 3, Column 3 and place in Row 2, Column 4.) Note: Row 1, Column 4 plus Row 2, Column 4 should total 100%.

Note: While being within three percent is not a formal compliance standard; if the percent listed in Row 1, Column 4 is within 3% of Row 1, Column 2, then it provides a good target within which compliance is likely.

Principal's Signature: Michael E. Kelly Date: 4/14/04


ACCOMMODATION OF INTERESTS AND ABILITIESSUMMARY PROGRAM CHART 2Participation Opportunities Test Two

			Column 1	Column 2	Column 3	Column 4	Column 5
Program			Number of Teams Currently Offered	Number of Participants	Number of Teams Added in Last Five Years	Number of Participants Added in Last Five Years	Percent of Total Participation By Sex Added in Last 5 Years
GIRLS	Row 1	varsity:	3	27	0	0	
	Row 2	j.v.:	2	26	0	0	
	Row 3	frosh:	1	8	0	0	
	Row 4	total:	6	61	0	0	0
BOYS	Row 5	varsity:	3	38	0	0	
	Row 6	j.v.:	2	39	0	0	
	Row 7	frosh:	1	10	0	0	
	Row 8	total:	6	87	0	0	0

- 1) For Column 1, list the number of interscholastic teams offered for girls and boys at each competitive level (varsity, junior varsity, and freshman). For girls, total each of the entries in Rows 1, 2, and 3 into Row 4. For boys, total Rows 5, 6, and 7 into Row 8.
- 2) For Column 2, list the number of participants at each level. For girls, total each of the entries in Rows 1, 2, and 3 into Row 4. For boys, total Rows 5, 6, and 7 into Row 8. **Note:** The totals in Row 4 for girls and in Row 8 for boys must be the same as the totals in Form T-1, Column 3, Rows 1 and 2 respectively.
- 3) For Column 3, list the number of interscholastic teams that have been added in the last five years at each competitive level. Count each team added during the 5 year period only one time. e.g. Girl's junior varsity soccer was added 3 years ago, count the team only once, not 3 times. For girls, total the entries in Rows 1, 2, and 3 into Row 4. For boys, total Rows 5, 6, and 7 into Row 8.
- 4) For Column 4, list the number of participants that are currently on each level of the teams that were added in the last five years. If a team was added previously but no longer exists, there are no current participants to be added for that team. For girls, total the entries in Rows 1, 2, and 3 into Row 4. For boys, total Rows 5, 6, and 7 into Row 8.
- 5) For Column 5, calculate the percentage of participants that have been added in the last five years. For girls, take the number in Column 4, Row 4 and divide by the number in Column 2, Row 4. For boys, take the number in Column 4, Row 8 and divide it by the number in Column 2, Row 8.

Note: If the percentage of current participants added in the last five years is 25% or greater, compliance with test two may be possible. If less than 25%, then compliance with test three should be analyzed. **CAUTION:** 25% is not a formal compliance standard.

Principal's Signature: _____



Date: _____

4/14/04

2003-2004

KHSAA
Form T3
Rev. 8/03


ACCOMMODATION OF INTERESTS AND ABILITIES
SUMMARY PROGRAM CHART 3

Participation Opportunities Test Three

FOR ANY QUESTION ANSWERED "YES" IDENTIFY THE RESPECTIVE SPORT(S).

	GIRLS (Yes / No)		BOYS (Yes / No)
1. For a sport not currently played at the interscholastic level (varsity, junior varsity, or freshman) in your school, is there an intramural team offered for that sport?	No		No
2. For a sport <u>not</u> currently offered in your interscholastic athletics program, is there sufficient interest to form a viable interscholastic team based on participation on an intramural team or community recreation teams?	No		No
3. For a sport <u>not</u> currently offered, is there sufficient interest to form a viable interscholastic team based on student responses from the interscholastic survey?	Yes		No
4. For a sport currently offered at the varsity level only, is there sufficient interest to form a viable team for a junior varsity, or freshman team that is not currently offered?	No		No
5. For a sport currently offered at the junior varsity or freshman level is there sufficient interest to form a varsity team not currently offered?	No		No
6. If you answered YES to question (1), (2), (3), (4), or (5), are there enough high schools in your geographic area offering the sport (at the appropriate level) to allow for the development of a reasonable schedule of competition?	Yes		—

Principal's Signature: _____



Date: _____

4/14/04

2003-2004
ACCOMODATION OF INTERESTS AND ABILITIES
SUMMARY PROGRAM CHART 4

Levels of Competition Test One

		Column 1	Column 2	Column 3
Girls	Team Levels	Number of Teams Currently Offered	Number of Participants	Percentage of Participants at Each Level
Row 1	varsity:	3	27	44.3%
Row 2	j.v.:	2	26	42.6%
Row 3	frosh:	1	8	13.1%
Row 4	total:		61	100%
Boys				
Row 5	varsity:	3	38	43.7%
Row 6	j.v.:	2	39	44.8%
Row 7	frosh:	1	10	11.5%
Row 8	total:		87	100%

- 1) Column 1, list the number of interscholastic teams offered for girls and boys at each competitive level; varsity, junior varsity, and freshman. (Refer to Form T-2, Accommodation of Interests and Abilities, Summary Program Chart 2, Column 1.)
- 2) For Column 2, list the number of participants at each level. For girls, total the entries in Rows 1, 2, and 3 into Row 4. For boys, total the entries in Rows 5, 6, and 7 into Row 8. (Refer to Form T-2, Accommodation of Interests and Abilities, Summary Program Chart 2, Column 2.)
- 3) For Column 3, calculate the percentage of female and male participants at each level.
For girls' varsity, junior varsity, and frosh, respectively:
 - Divide Column 2, Row 1 by Column 2, Row 4, and place the percentage in Column 3, Row 1.
 - Divide Column 2, Row 2 by Column 2, Row 4, and place the percentage in Column 3, Row 2.
 - Divide Column 2, Row 3 by Column 2, Row 4, and place the percentage in Column 3, Row 3.
 -
 For boys' varsity, junior varsity, and frosh, respectively:
 - Divide Column 2, Row 5 by Column 2, Row 8, and place the percentage in Column 3, Row 5.
 - Divide Column 2, Row 6 by Column 2, Row 8, and place the percentage in Column 3, Row 6.
 - Divide Column 2, Row 7 by Column 2, Row 8, and place the percentage in Column 3, Row 7.

Principal's Signature: _____

Date: 4/14/04

2003-2004 KHSAA TITLE IX ATHLETICS AUDIT

KHSAA
Form T41
Rev. 8/03

Checklist - Overall Interscholastic Athletics Program

Areas of Compliance	ADVANTAGE TO (Respond based on Internal Evaluation by checking the appropriate column.)		
	GIRLS' PROGRAM	BOYS' PROGRAM	NEITHER PROGRAM
OPPORTUNITIES			
Accommodation of Interest and Abilities			✓
BENEFITS			
Equipment and Supplies			✓
Scheduling of Games and Practice Time			✓
Travel and Per Diem Allowances			✓
Coaching			✓
Locker Rooms, Practice and Competitive Facilities			✓
Medical and Training Facilities and Services			✓
Publicity			✓
Support Services			✓
Athletic Scholarships			✓
Tutoring			✓
Housing and Dining Facilities and Services			✓
Recruitment of Student Athletes			✓

Principal's Signature:  Date: 4/14/04

Livingston Central High School

CORRECTIVE ACTION PLAN

To complete this form, indicate the intended area which needs corrective action, the suggested change and time table for implementation. You may copy this form as needed. Please attach corrective action plans along with audit forms and submit by April 15, 2004.

ITEM FOR CORRECTION	SUGGESTED CHANGE	TIME TABLE FOR CORRECTIVE ACTION
1) Balance number of prime time games between girls and boys basketball games	1) Align boys and girls basketball schedules to achieve 50-50 prime-time balance	1) Fall 2004
2) Increase number of opportunities for females to increase participation	2) Offers girls volleyball as a sport to increase number of female participants	2) Fall 2004

For all areas currently identified as items for correction, an intended corrective action explanation is needed.
THIS FORM SHALL BE TYPED.

Principal's Signature: Michael E. Riley

Date: 4/14/04

2003-2004 INTERSCHOLASTIC ATHLETICS SURVEY

Summary of Student Responses

School Name	Livingston Central High School
School Enrollment	376
Date	April 14, 2004
Completed By	Mike Johnson, Darryl Chittenden

Instructions:

1. Summarize the Student Athletics Interest Surveys Form T-61 by listing the total number of responses on the line next to each sport.
2. Under the Other Category please provide a listing of the sports as well as the number of students who are interested in participating.
3. Please sign and date the Summary Form (T-63) and mail the Summary Form only to the KHSAA by April 15, 2004. Do not mail the student surveys (Form T-61). However, these Forms should be maintained in your files in the event they are requested subsequently.

376 Number of Surveys

350 Total Returned (*A minimum of 80% return is expected*)

9-12 Grades Surveyed

How Was The Survey Administered? Students were called to cafeteria
(e.g. was it given in all English classes, or all home rooms, or advisee/advisor?) by grade level
and asked to

Fall Sports (List Total Number of Participation Responses)

15 Cross Country (Girls)
14 Cross Country (Boys)
12 Field Hockey (Girls)
194 Football (Boys)
11 Golf (Girls)
13 Golf (Boys)
32 Soccer (Girls)
12 Soccer (Boys)
80 Volleyball (Girls)
16 Volleyball (Boys)

Complete the Survey

Winter Sport (List Total Number of Participation Responses)

34 Basketball (Girls)
59 Basketball (Boys)
55 Gymnastics (Girls)
18 Indoor Track (Girls)
18 Indoor Track (Boys)
61 Swimming & Diving (Girls)
13 Swimming & Diving (Boys)

_____ Wrestling (Boys)

Spring Sport (List Total Number of Participation Responses)

56 Baseball (Boys)
39 Fast Pitch Softball (Girls)
26 Slow Pitch Softball (Girls)
57 Tennis (Girls)
18 Tennis (Boys)
36 Track (Girls)
32 Track (Boys)

Other Sports (From Student Survey T-61 Question 10)

Name of Sport	Number of Students Interested In Participating
<u>Ping pong</u>	_____
<u>Dance Team</u>	_____
<u>Boxing</u>	_____
<u>Lacrosse</u>	_____
<u>Paintball</u>	_____
<u>Bowling</u>	_____
<u>Jogging</u>	_____
<u>Badminton</u>	_____

Number of Students who participate in Intramural Sports.
 (From Student Survey T-61 Question 5)

Sport	Number
Church league { <u>Volleyball</u>	<u>30</u>
<u>Softball</u>	<u>29</u>
_____	_____
_____	_____
_____	_____
_____	_____

List Intramural Sports students are interested in adding:
 (From Student Survey T-61 Question 6)

Sport	Number
<u>Football</u>	<u>89</u>
<u>Girls Volleyball</u>	<u>28</u>
<u>Track + Field</u>	<u>10</u>
<u>Tennis</u>	<u>14</u>
<u>Lacrosse</u>	<u>6</u>
<u>Pickleball</u>	<u>7</u>

Participation in Non-School Sports Activities
(From Student Survey T-61 Question 7)


<u>Sport</u>	<u>Number</u>
Church league	128
Softball	Total
+ Volleyball	Students
Gymnastics	
Martial Arts	
Dance	

Reasons for not participating in interscholastic athletics.
(From Survey Question 8)

<u>Response</u>	<u>Number</u>
Yes-95	
No-245	
12 I prefer other activities such as band, chorus, etc.	
50 I don't have time	
16 The practice schedules and game times are inconvenient	
115 The sport I like isn't offered	
12 It's too expensive	
5 I prefer to participate in club or intramural sports	
60 Working	
29 Other	

Student Suggestions to encourage participation

- more pep rallies
- offer more sports
- lower standards
- pay athletes
- Summer camps
- Display posters about sports
- talk to students about availabilities
- be more flexible
- lower expenses to participate


Principal's Signature

April 14, 2004
Date



Livingston Central High School

750 U.S. 60 West, Post Office Box 369

Smithland, Kentucky 42081

Phone (270) 928-2065

Fax (270) 928-2066

MICHAEL F. RILEY
Principal

DARRYL CHITTENDEN
Assistant Principal

SCOTT GRAY
Guidance Counselor

FRANCES RUSHING
Secretary

Mr. Larry Boucher, KHSAA Assistant Commissioner
Kentucky High School Athletic Association
2280 Executive Drive
Lexington, KY 40505

Dear Mr. Boucher,

We would like to inform you and the KHSAA staff of our plan at Livingston Central High School to address the deficiencies pointed out in the Title IX audit visit on November 20, 2003.

First, our plan to deal with inequities in opportunities for female students is to offer girls volleyball. We have an organizational meeting scheduled for Tuesday, March 16 at 6PM in the high school library. This meeting is being promoted in our school, our middle school, and in the newspaper. Based on interest at this meeting, we will hold additional meetings for the purpose of creating a girls volleyball team. Our hope is to be able to begin play by the fall of 2004.

Next, we will be addressing the discrepancy in the number of our home girls basketball games in the prime-time slot. We have a 5th district scheduling meeting set for Monday, March 22, and at that meeting, we plan to make this a priority. Our intention is to schedule more Friday and Saturday night home girls basketball games so we will be in compliance with this part of the Title IX requirements.

The responsible persons for each of these activities will be: Mike Riley, Principal; Darryl Chittenden, Assistant Principal, and Mike Johnson, Athletic Director. If you have further questions, please let us know.

Sincerely,

Darryl Chittenden
Livingston Central High School